

INCOME & EXPENDITURE ACCOUNT FOR THE YEAR ENDED 31.03.2024

INCOME

By Fees / Other Receipts	17,70,16,899.00
By Interest on Bank	10,79,206.10
	<u>17,80,96,105.10</u>

EXPENDITURE

To Advertisement Charges	19,10,181.00
To Anna University Admin & Other Fees	1,13,69,774.44
To Annual Maintenance Charges	3,69,579.00
To Bank Charges	93,115.84
To Books & Note Books	1,67,101.00
To Building Maintenance	29,99,939.00
To Computer Maintenance	13,60,693.00
To Legal & Consultancy Charges	67,13,220.00
To College Expenses	5,95,003.00
To Electrical Maintenance	49,18,751.00
To Electricity Charges	63,24,456.98
To Insurance	6,87,839.00
To Freight Expenses	2,31,703.00
To Internet Charges	10,09,976.20
To House Keeping Charges	26,75,632.00
To Lab Expenses	2,37,333.00
To Local Conveyance	3,300.00
To Miscellaneous Expenses	2,17,367.00
To Postage & Telephone	1,00,420.26
To Printing & Stationery	54,06,218.00
To Placement Expenses	1,37,34,245.00
To Property Tax	2,60,74,138.04
To Scholarship	67,32,875.00
To Salary	7,11,70,009.00
To Sports Expenses	2,89,404.00
To Staff benefits	32,80,968.00
To Student Welfare Expenses	29,92,544.00
To Security Wages	26,94,142.00
To Subscription	1,26,064.00
To Traveling Expenses	7,18,132.00
To Vehicle Maintenance	10,80,942.00
To Depreciation	2,01,93,991.00
To Excess of Income transfer to Karpagam Charity Trust	(1,83,82,951.66)
	<u>17,80,96,105.10</u>

PLACE : COIMBATORE
DATE : 29.08.2024
For KARPAGAM CHARITY TRUST


TRUSTEE
R.VASANTHA KUMAR

"As per Report Attached"
For RAJAN SANKAR & Co.
Chartered Accountants




N.RAVISANKAR
PARTNER

ATTESTED


PRINCIPAL 13/12/24

KARPAGAM INSTITUTE OF TECHNOLOGY
NO.14-A, LIC COLONY, SIDCO, COIMBATORE - 641 021.

BALANCE SHEET AS ON 31.03.2024

LIABILITIES

GOD'S ACCOUNT

505.00

GENERAL FUND

Karpagam Charity Trust

14,74,49,997.27

CURRENT LIABILITIES

Liability for Purchases

34,80,225.80

Liability for Expenses

28,216.00

Liability for Others

1,16,49,310.00

Liability for Taxes

4,917.00

16,26,13,171.07

ASSETS

FIXED ASSETS - As per Schedule

12,99,74,340.00

CURRENT ASSETS

Cash on hand

28,50,082.00

Cash at Bank

1,17,06,512.74

ADVANCES AND DEPOSITS

1,80,82,236.33

16,26,13,171.07

PLACE : COIMBATORE

DATE : 29.08.2024

For KARPAGAM CHARITY TRUST

TRUSTEE

R.VASANTHA KUMAR

"As per Report Attached"
For RAJAN SANKAR & Co.
Chartered Accountants



N.RAVISANKAR
PARTNER

ATTESTED

P. Yamini
PRINCIPAL

KARPAGAM INSTITUTE OF TECHNOLOGY
COIMBATORE - 641 021

INCOME & EXPENDITURE ACCOUNT FOR THE YEAR ENDED 31.03.2023


INCOME

By Fees / Other Receipts	13,32,52,711.08
By Interest on Bank Deposit	8,29,305.10
	13,40,82,076.18

EXPENDITURE


To Advertisement Charges	27,82,097.00	
To Anna University Admin & Other Fees	58,68,300.00	
To Annual Maintenance Charges	8,72,001.00	
To Bank Charges	1,87,314.86	
To Books & Note Books	13,29,195.00	
To Building Maintenance	1,63,99,163.00	16145213
To Computer Maintenance	35,93,975.00	2963119
To Consultancy Charges	60,62,249.00	9518240
To College Expenses	7,74,761.14	7008124
To Electrical Maintenance	65,23,904.00	6564563
To Electricity Charges	45,48,020.24	4561153.24
To Insurance	4,75,541.00	420110
To Freight Expenses	2,06,603.00	
To Internet Charges	3,30,709.00	
To House Keeping Charges	14,43,797.00	
To Lab Expenses	9,81,097.00	845447
To Local Conveyance	1,034.00	
To Miscellaneous Expenses	94,887.00	86882
To Postage & Telephone	1,27,880.17	
To LIC Group Gratuity Premium	3,25,240.00	
To Printing & Stationery	26,85,262.00	
To Provident Fund	1,72,364.00	
To Placement Expenses	50,04,142.00	1548112
To Property Tax	6,10,200.00	
To R & D Expenses	12,60,000.00	
To Scholarship	80,24,775.00	33400
To Salary	6,33,17,107.00	3521128
To Sports Expenses	2,08,184.00	
To Staff Welfare Expenses	9,71,650.00	2205450
To Student Welfare Expenses	21,43,051.00	2150851
To Security Wages	25,06,277.00	
To Seminar & Workshop	3,02,249.00	72496
To Subscription	9,85,790.00	477790
To Travelling Expenses	32,31,123.00	
To Vehicle Maintenance	6,60,288.00	
To Depreciation	1,65,99,914.00	
To Excess of Income transfer to Karpagam Charity Trust	(2,75,28,068.23)	
	13,40,82,076.18	

PLACE : COIMBATORE
DATE : 30.08.2023
For: KARPAGAM CHARITY TRUST



TRUSTEE
R.VASANTHA KUMAR

" As per Report Attached "
For RAJAN SANKAR & Co.
Chartered Accountants



N.RAVISANKAR
PARTNER

KARPAGAM INSTITUTE OF TECHNOLOGY
NO.14-A, LIC COLONY, SIDCO, COIMBATORE - 641 021.

BALANCE SHEET AS ON 31.03.2023

LIABILITIES

GOD'S ACCOUNT 404.00

GENERAL FUND

Karpagam Charity Trust 12,58,98,249.43

CURRENT LIABILITIES

Liability for Purchases 57,40,378.00

Liability for Expenses 99,56,962.00

Liability for Others 62,75,113.00

Liability for Taxes 7,28,672.00

14,85,99,778.43

ASSETS

FIXED ASSETS - As per Schedule 11,77,83,996.20

CURRENT ASSETS

Cash on hand 1,04,108.00

Cash at Bank 1,31,41,600.90

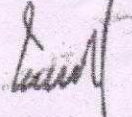
ADVANCES AND DEPOSITS 1,75,70,073.33

14,85,99,778.43

PLACE : COIMBATORE


DATE : 30.08.2023

For: KARPAGAM CHARITY TRUST



TRUSTEE
R.VASANTHA KUMAR

" As per Report Attached "
For RAJAN SANKAR & Co.
Chartered Accountants



N.RAVISANKAR
PARTNER

DEPRECIATION SCHEDULE		FIXED ASSETS					
DESCRIPTION	WDV AS ON 1.04.2022	ADDITIONS		TRANSFER	TOTAL	DEPRECIATION	WDV AS ON 31.03.2023
		BEFORE 30.09.2022	AFTER 30.09.2022				
BLOCK 'A' - 10%							
Building	5,05,08,800.10		4,40,98,290.00				
Electrical Equipments	7,68,189.67	6,54,405.00	36,24,552.00		9,46,07,090.10	72,55,795.00	8,73,51,295.10
Office Equipment	2,00,686.16		1,51,720.00		50,47,146.67	3,23,487.00	47,23,659.67
Fan	1,93,021.55				3,52,406.16	27,655.00	3,24,751.16
TV	5,892.04				1,93,021.55	19,302.00	1,73,719.55
Furniture & Fittings	7,52,476.25	2,40,561.00	-15,59,180.00		5,892.04	589.00	5,303.04
					25,52,217.25	1,77,263.00	23,74,954.25
	5,24,29,065.77	8,94,966.00	4,94,33,742.00		10,27,57,773.77	78,04,091.00	9,49,53,682.77
BLOCK 'B' - 15%							
Water Cooler	4,73,522.80		3,87,040.00		8,60,562.80	1,00,056.00	7,60,506.80
Aircraft	4,65,070.38				4,65,070.38	69,761.00	3,95,309.38
Air Conditioner	71,377.26		37,73,034.00		38,44,411.26	2,93,684.00	35,50,727.26
Lab Equipments	41,36,002.16	2,01,743.00			43,37,745.16	6,50,662.00	36,87,083.16
Kitchen Equipment		4,18,664.00	5,26,280.00		9,44,944.00	1,02,271.00	8,42,673.00
	51,45,972.60	2,01,743.00	46,86,354.00		1,04,52,733.60	12,16,434.00	92,36,299.60
BLOCK 'F' - 40%							
Computer	22,80,212.52	1,43,72,232.00	40,48,659.00		2,07,01,103.52	74,70,710.00	1,32,30,393.52
Printer	70,966.23				70,966.23	28,386.00	42,580.23
Software	133.08		4,01,200.00		4,01,333.08	80,293.00	3,21,040.08
	23,51,311.83	1,43,72,232.00	44,49,859.00		2,11,73,402.83	75,79,389.00	1,35,94,013.83

ABSTRACT

BLOCK 'A' - 10%	5,24,29,065.77	8,94,966.00	4,94,33,742.00	-	10,27,57,773.77	78,04,091.00	9,49,53,682.77
BLOCK 'B' - 15%	51,45,972.60	2,01,743.00	46,86,354.00	-	1,04,52,733.60	12,16,434.00	92,36,299.60
BLOCK 'F' - 40%	23,51,311.83	1,43,72,232.00	44,49,859.00	-	2,11,73,402.83	75,79,389.00	1,35,94,013.83
	<u>5,99,26,350.20</u>	<u>1,54,68,941.00</u>	<u>5,85,69,955.00</u>	-	<u>13,43,83,910.20</u>	<u>1,65,99,914.00</u>	<u>11,77,83,996.20</u>

INCOME & EXPENDITURE ACCOUNT FOR THE YEAR ENDED 31.03.2022
INCOME

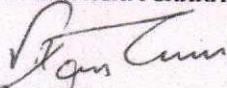
By Fees / Other Receipts	7,57,73,892.54
By Interest on Bank Deposit	5,79,130.00
	<u>7,63,53,022.54</u>

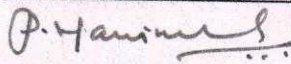
EXPENDITURE

To Advertisement Charges	10,75,176.00
To Anna University Admin & Other Fees	29,43,010.00
To Annual Maintenance Charges	1,55,728.00
To Bank Charges	1,05,494.11
To Books & Note Books	2,28,105.00
To Building Maintenance	25,88,275.00
To Computer Maintenance	2,86,099.00
To Consultancy Charges	27,66,805.00
To College Maintenance	3,30,800.00
To Electrical Maintenance	5,59,175.00
To Electricity Charges	22,37,264.00
To Insurance	1,18,781.00
To Freight Expenses	1,10,785.00
To Garden Maintenance	6,65,000.00
To Generator Maintenance	48,000.00
To Internet Charges	3,48,362.00
To House Keeping Charges	3,06,630.00
To Lab Expenses	1,07,901.00
To Local Conveyance	3,700.00
To Miscellaneous Expenses	4,26,751.00
To Postage & Telephone	30,214.00
To LIC Group Gratuity Premium	1,92,644.00
To Printing & Stationery	5,12,597.00
To Provident Fund	1,58,294.00
To Placement Expenses	92,19,924.00
To Rates & Taxes	23,85,249.00
To Salary	3,71,61,308.00
To Sports Expenses	6,500.00
To Staff Welfare Expenses	1,96,075.00
To Student Welfare Expenses	1,51,589.00
To Security Wages	5,25,111.00
To Subscription	4,28,559.00
To Travelling Expenses	3,04,339.00
To Vehicle Maintenance	3,88,892.00
To Water Charges	3,05,000.00
To Depreciation	69,60,248.00
To Excess of Income transfer to Karpagam Charity Trust	20,14,638.43
	<u>7,63,53,022.54</u>

PLACE : COIMBATORE
DATE : 20.08.2022

For: KARPAGAM CHARITY TRUST


TRUSTEE
V. KARTHICK


PRINCIPAL

KARPAGAM INSTITUTE OF TECHNOLOGY
L&T Bypass Road, Bodipalayam-Post,
Coimbatore-641 105.




R. SUGUMARAN B.Com., F.C.A.,
CHARTERED ACCOUNTANT
H2, 1st Floor, KLR Complex,
569, Cross Cut Road,
COIMBATORE - 641 012
M. No : 200657

KARPAGAM INSTITUTE OF TECHNOLOGY
NO.14-A, LIC COLONY, SIDCO, COIMBATORE - 641 021.

BALANCE SHEET AS ON 31.03.2022

LIABILITIES

GOD'S ACCOUNT 303.00

GENERAL FUND

Karpagam Charity Trust 7,31,68,295.89

CURRENT LIABILITIES

Liability for Purchases 20,14,581.00
Liability for Expenses 31,69,836.00
Liability for Others 82,410.00
Liability for Taxes 2,94,326.00

7,87,29,751.89

ASSETS

FIXED ASSETS - As per Schedule 5,99,26,350.20

CURRENT ASSETS

Cash on hand 1,38,439.54
Cash at Bank 40,60,335.82

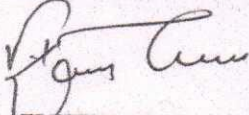
ADVANCES AND DEPOSITS 1,46,04,626.33

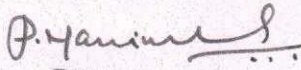
7,87,29,751.89

PLACE : COIMBATORE

DATE : 20.08.2022

For: KARPAGAM CHARITY TRUST


TRUSTEE
V. KARTHICK


PRINCIPAL

KARPAGAM INSTITUTE OF TECHNOLOGY
L&T Bypass Road, Bodinalayam-Pos:
Coimbatore-641 105.




R. SUGUMARAN B.Com., F.C.A.,
CHARTERED ACCOUNTANT
H2, 1st Floor, KLR Complex,
569, Cross Cut Road,
COIMBATORE - 641 012
M. No: 206657

DEPRECIATION SCHEDULE

FIXED ASSETS

DESCRIPTION	WDV AS ON 1.04.2021	ADDITIONS		TRANSFER	TOTAL	DEPRECIATION	WDV AS ON 31.03.2022
		BEFORE 30.09.2021	AFTER 30.09.2021				
BLOCK 'A' - 10%							
Building	4,90,04,744.10		67,41,611.00		5,57,46,355.10	52,37,555.00	5,05,08,800.10
Electrical Equipments	8,53,543.67	-	-		8,53,543.67	85,354.00	7,68,189.67
Office Equipment	2,22,984.16	-	-		2,22,984.16	22,298.00	2,00,686.16
Fan	2,14,468.55	-	-		2,14,468.55	21,447.00	1,93,021.55
TV	6,547.04	-	-		6,547.04	655.00	5,892.04
Furniture & Fittings	8,36,084.25	-	-		8,36,084.25	83,608.00	7,52,476.25
	<u>5,11,38,371.77</u>	-	<u>67,41,611.00</u>	-	<u>5,78,79,982.77</u>	<u>54,50,917.00</u>	<u>5,24,29,065.77</u>
BLOCK 'B' - 15%							
Water Cooler	4,67,582.80	-	82,246.00		5,49,828.80	76,306.00	4,73,522.80
Aircraft	5,47,141.38	-	-		5,47,141.38	82,071.00	4,65,070.38
Air Conditioner	83,973.26	-	-		83,973.26	12,596.00	71,377.26
Lab Equipments	47,49,479.16	-	1,06,967.00		48,56,446.16	7,20,444.00	41,36,002.16
	<u>58,48,176.60</u>	-	<u>1,89,213.00</u>	-	<u>60,37,389.60</u>	<u>8,91,417.00</u>	<u>51,45,972.60</u>
BLOCK 'F' - 40%							
Computer	71,838.52	-	27,65,283.00		28,37,121.52	5,81,792.00	22,55,329.52
Printer	6,810.23	-	83,600.00		90,410.23	19,444.00	70,966.23
Software	41,694.08	-	-		41,694.08	16,678.00	25,016.08
	<u>1,20,342.83</u>	-	<u>28,48,883.00</u>	-	<u>29,69,225.83</u>	<u>6,17,914.00</u>	<u>23,51,311.83</u>
ABSTRACT							
BLOCK 'A' - 10%	5,11,38,371.77	-	67,41,611.00	-	5,78,79,982.77	54,50,917.00	5,24,29,065.77
BLOCK 'B' - 15%	58,48,176.60	-	1,89,213.00	-	60,37,389.60	8,91,417.00	51,45,972.60
BLOCK 'F' - 40%	1,20,342.83	-	28,48,883.00	-	29,69,225.83	6,17,914.00	23,51,311.83
	<u>5,71,06,891.20</u>	-	<u>97,79,707.00</u>	-	<u>6,68,86,598.20</u>	<u>69,60,248.00</u>	<u>5,99,26,350.20</u>

